

# HOW TO USE MASTERS OR SLAVES?

3 PRINTABLES

9 UNITS

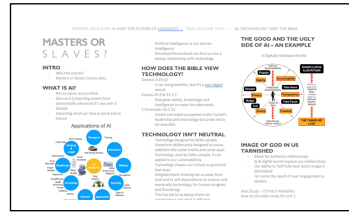
## VIDEO



10 minute video with Jeremy Peckham, each providing an overview of the topic of the unit




## TALK OUTLINE




Outline of the video talk as an aide memoir and for making additional notes

## BIBLE STUDY



Hour long study on a bible passage related to the video talk with discussion questions

## LEADERS NOTES



Answers to bible study questions with helpful comments .

## WHAT IS THE MASTERS OR SLAVES? COURSE?

It's a completely free course that helps the participants to understand how the image of God in and our ability to mirror that image can be impacted by AI applications. Each unit takes between 1 - 1 1/2 hours to complete.

## WHO IS IT FOR?

Anyone who wants to understand what it means to be made in God's image and how technology, especially current AI applications can impact our personhood and therefore our ability to be faithful image bearers. The course is designed to be accessible for non techy people.

## HOW COULD I USE IT

- In a mid week meeting at Church such as a home group.
- As a group of youth leaders.
- As an Individual watching online.
- As an intensive training course over a weekend.

## HOW TO DOWNLOAD (for the non techy)

- You can watch all of the videos online at [mastersorslaves.com](http://mastersorslaves.com). If you want to watch in a group they can also be downloaded from the site by clicking the download button.
- The Unit talk outlines, bible study and leaders notes are also available as pdf files on the website to download, either per unit, or as a complete course.
- When watching as a group it's best to link your computer to a tv or use an LCD projector.